

TP04300A

THERMOSTREAM® Thermal Airstream System

Mobile Programmable Temperature System for high speed testing of components, parts, hybrids, modules, subassemblies, and printed circuit boards at precise temperature.



Temperature Performance and Airflow Capacity¹

Temperature Range	-80° to +225°C (60Hz Performance) -75° to +228°C (50Hz Performance)
Typical Temperature Transition Rate (air)	-55° to +125°C: approx. 10 seconds or less +125° to -55°C: approx. 10 seconds or less
System Airflow Output	1.9 to 8.5 l/s (4 to 18 scfm) CONTINUOUS
Temperature Accuracy	1.0°C (when calibrated against the NIST transfer standard)
Temperature Set Display and Resolutions	+/- 0.1°C

¹ Note: Transition is performed under nominal operating conditions

Features

Modes of Operation	Two: Operator Mode and Cycling Mode
Test Set-up Configurations	In Cycling Mode, an unlimited quantity may be created and saved to hard disk.
Ramp/Soak/Cycle Configurations	In Cycling Mode, up to 18 sequences per test set up. Cycling Table is displayed on screen.
Program and Data Storage	Datalogging and program files may be stored on the hard drive or USB storage device (i.e. a USB memory stick, USB mass storage device, or USB Printer)

Temperature Control:

DUT Sensor Ports	Internal Diode, Type T, and Type K thermocouple and 100 Ohm platinum RTD.
DUT Control	Control to within +/- 0.1°C, SELF-TUNING available in DUT Control
DUT Temperature Control	Proprietary Dual Loop Temperature Control - Unique control algorithm enables direct temperature control (to within 0.1°C) at the device case; measures temperature at the device.
User Definable Temperature Limits	Allows operator to select and set the upper and lower temperature limits within the -80° to +225°C system temperature range.
Heat Only Mode	For reduced power consumption where cold temperatures are not required
Remote Interface Ports	IEEE-488, RS232, Start Test/End Test/Stop on First Fail (ST/ET/SFF) and Ethernet
Drivers	LabView® and LabWindows™
External Device Ports	Ports are located on the front of the system for connecting a mouse, printer, and keyboard, in addition to a USB port.
On Screen HELP	On-Screen access to Operations, Applications, and Troubleshooting Guides
Status Indicators	On-Screen and Remote I/O
Purge Flow for Tester Interface	Dry air purge to protect tester electronics from condensation, uses manually adjustable airflow from 0.25 to 1.5 liters per second (0.5 to 3 scfm)
Temperature Calibration	Automated, simplified and accurate for all temperatures and airflows
Thermal Head	Operation: Pneumatic control for raising and lowering of thermal head, operated manually or via remote interface. Positioner: Manual locking, 360° head rotation. Head can be manually pivoted, tilted, turned and vertically swung for ease of interface at the tester site.
Manipulator (arm) movement	Motorized raising and lowering of arm; 330° positioning "swing" range around the base.

Thermal Enclosures / Chambers

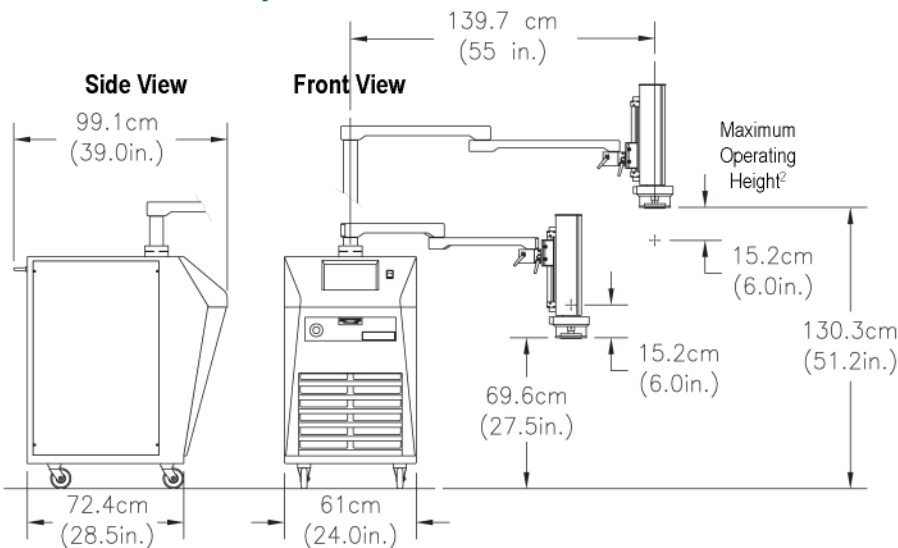
Thermal Cap	Available in 2 sizes, (4.5 in. and 5.5 in. ID) in transparent glass. Choice of one glass Thermal Cap is included with System. The Thermal Cap attaches to thermal head to surround Unit Under Test (UUT), providing a localized test environment at the test site. Additional glass thermal caps are OPTIONAL and the non-transparent metal cap (5.5 in. ID only) is available by special order (check with factory).
MOBILETEMP™ Thermal Chambers	OPTIONAL compact, portable thermal chamber attaches directly or via "Flexible Extender Hose" to THERMOSTREAM® for testing larger PCBs, assemblies, and UUTs (Units Under Test). Allows convenient access for adding and removing UUTs. Available in three standard designs: Hood, Clamshell (top load), and Front Load. See THERMOCHAMBER™ datasheet for specifications.

Specifications: TP04300A THERMOSTREAM® Thermal Airstream System

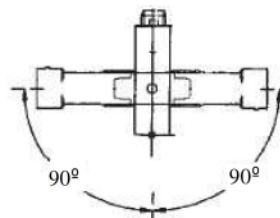
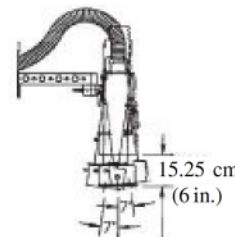
Specifications

TP04300A THERMOSTREAM®

Thermal Airstream System



Thermal Head (right) can be tilted or swung $\pm 7^\circ$ and locked in place for ease of positioning at test site.



Head Rotation Front View

Thermal head's range of rotation around the manipulator arm.

Environmental and Safety Features

Over Temperature Protection	+230°C (factory set): Operator can set high and low air temperature limits
Mobility	Four swivel caster wheels with locks, 10.16cm (4 inch) diameter, static dissipative; rear handle for ease of transport
Refrigerants	HCFC and CFC-free, non-toxic, non-flammable
Serviceability	Auto-diagnostics and field replaceable modules
Maximum Operating Height ²	130.3 cm (51.25 in.) approximately
Minimum Operating Height	69.6 cm (27.4 in.) approximately
Noise Level	<65dBA

² Taller operating height is optional. Contact factory for details.

Weights and Dimensions

Base ³	Width: 61.0 cm (24 in.), Depth: 72.4 cm (28.5 in.) Height: 108 cm (42.5 in.)
System Weight	Not packed: 236 kg (520 lbs.) Packed: 365 kg (805 lbs.)

³ an additional 20.3 cm (8 in.) clearance is required for supply connections and cabinet ventilation.

Facility Requirements⁴

Power⁵	200 - 250 VAC (230V nominal), 50/60Hz 30 amp, 1 phase
Compressed Air	Filtered to 5 micron particulate contamination. Oil Content: <0.1 ppm, by weight, filtered to 0.01 micron oil contaminant. Dewpoint: <10°C @ 6.2 BAR (90PSI)
Air Supply Pressure	6.2 to 7.6 BAR (90 to 110 PSIG)
Total Air Flow Rate Required	7.1 to 14.2 l/s (15-30 scfm) 11.8 l/s (25 scfm) nominal
Air Supply Temperature	+20° to +25°C; +22°C nominal
Operating Environment	
Operating Temperature	+20° to +28°C; +23°C nominal
Humidity	0 to 60%; 45% nominal



41 Hampden Road
Mansfield, MA 02048
TEL: 1.781.688.2300
www.inTESTthermal.com



©Copyright - 2012, inTEST Thermal Solutions. These specifications are valid for the standard system and are subject to change without notice.

Applications requiring modifications to electrical, mechanical, or thermal characteristics should be discussed with inTEST Thermal Solutions for possible accommodation at additional cost.

THERMOSTREAM® is a registered trademark of inTEST Thermal Solutions. Windows™ is a registered trademark of Microsoft Corporation. LabView® is a registered trademark of National Instruments Corporation.

⁴ Under operating conditions which are greater or less than nominal, performance may be less than specification provided