



Regenerative DC Electronic Load PLZ6000R

No necessity of special cooling system such as water cooling method

Voltage/current/power range: 30 V - 400 A / 60 V - 200 A / 6 kW

Power regeneration efficiency of up to 90% or more!

Six load modes (CC/CR/CV/CP/CC+CV/CR+CV)

Easy-to-use design featuring a large-size LCD panel

Equipped with major interfaces (GPIB, RS-232C, and USB) as standard

Regenerative Electronic Load

Environment-friendly DC electronic load of the power line regeneration type
Capable of regenerating power with clean current waveforms

Compact size

430 mm (W) × 173 mm (H) × 550 mm (D)
16.93 W × 6.81 H × 21.65 D inches

Power regeneration
efficiency of up to 90%



Regenerative DC Electronic Load

PLZ6000R

PLZ6000R is a DC electronic load that regenerates load power to the AC line.

Regular electronic loads consume load power by having semiconductor devices convert it into heat. By contrast, PLZ6000R converts load power into reusable electric power, rather than converting it into heat as is typically done, and feeds this power to the AC line, thereby substantially reducing the amount of waste energy. PLZ6000R is an environment-friendly electronic load that can contribute significantly to your energy saving efforts.

Applications

- Aging and evaluation testing for DC/DC converters and various types of power supplies
- Evaluation and durability testing for alternators and motor generators
- Discharge testing for different types of batteries (lead, lithium, and assembled batteries)
- Dummy load testing for equipment powered by natural energy (solar cells and wind power generation)
- Evaluation testing for fuel cells and stacks

[Note] This product is intended for in-plant power generation only. (It does not feed its generated power back to the electric power system.)

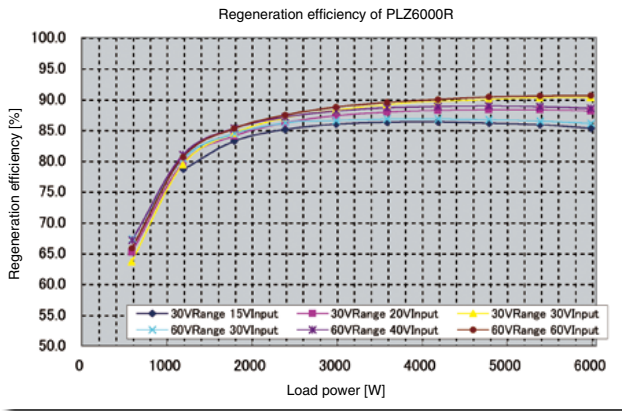
This product cannot be used unless 5.4 kW or more of power is consumed by each power distribution system per one unit.

Functions

● Power regeneration efficiency of up to 90% (at rated power)

The use of a proprietary switching technology (patent pending) provides high power regeneration efficiency - from 85% or more at one-third of rated power (2000 W) to a maximum of 90% or more.

This energy saving feature greatly reduces the electronic load's environment impact on your plant and it is not necessary to equip special cooling system such as water cooling method to suppress the heat generation.



● Regenerated power values recognizable at a glance!

The large-size LCD panel displays regenerated power values in real time.

This makes the energy saving effect much easier to recognize.

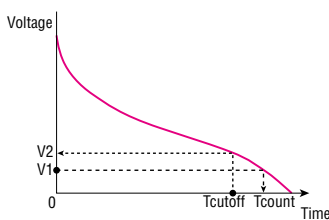


The current regenerated power value is shown in the upper row of the section, while the accumulated regenerated power value is presented in a larger font in the lower row. (The minus (-) sign indicates power regenerated.)

● Auto load off timer function

This function automatically turns off the load current; it is useful for discharge tests of batteries and other devices.

- Measurement of the time elapsed from the start of discharge until the final voltage (UVP) is detected (elapsed time display)
- Measurement of the closed circuit voltage after the specified time elapses from the start of discharge (auto load off timer)



V2: Voltage after the specified time elapses
 V1: Voltage when UVP is detected
 Tcount: Elapsed time indicator (Count Time)
 Tcutoff: Auto load off timer (Cut Off Time)

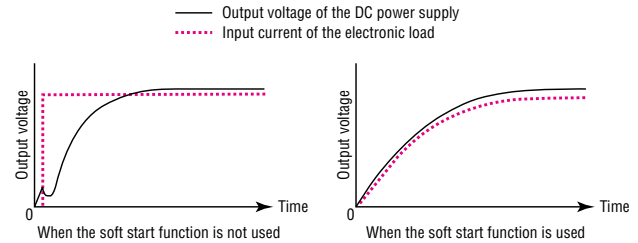
● Parallel operation supporting up to 30 kW

A large-capacity system of up to 30 kW can be built using a parallel connection configuration with one control unit. (The system may consist of up to five units - one master unit and four slave units.)

● Soft start function

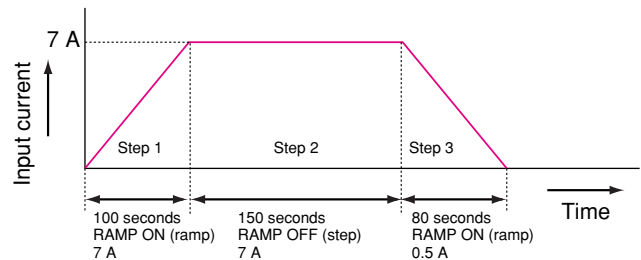
In constant current (CC) mode, this function causes the load current to rise gradually when the initial load is at 0 V while the load of the load unit is on or when the load of the load unit is turned on. It allows you to conduct tests under highly realistic load conditions.

[The soft start time can be selected from the following options - 20, 50, 100, and 200 ms.]



● Sequence function

This function automatically executes arbitrarily set sequence patterns step by step (operation by operation). It enables various types of waveforms to be simulated. (A maximum of 10 programs can be created, each consisting of up to 256 steps. Operation modes, ranges, loop counts, etc. can be specified in these programs.)



● ABC preset memories

Three preset memories A, B, and C are provided to store and read up to three different combinations of an operation mode, a range, and set values.

● Equipped with major interfaces

GPIB, RS-232C, and USB interfaces are equipped as standard, making it easy to integrate the electronic load into a variety of testing systems.

Support for these interfaces, coupled with the sequence function, allows you to build diverse types of system.

(The SCPI commands are adopted.)



Specifications

Rating		
Operating voltage (DC)	30 V range	3 V to 30 V
	60 V range	6 V to 60 V
Current	30 V range	400 A
	60 V range	200 A
Power	6000 W	

Constant Current (CC) mode		
Operating range	30 V range	0 A to 400 A
	60 V range	0 A to 200 A
Setting range	30 V range	0 A to 408 A
	60 V range	0 A to 204 A
Resolution	10 mA	
Setting accuracy	± (0.4% of set + 400 mA)	
Input voltage variation	400 mA	
Ripple	rms	500 mA
	p-p	2 A

Constant Resistance (CR) mode		
Operating range	30 V range	134 S to 2.5 mS (7.4627 mW to 400 W)
	60 V range	34 S to 2.5 mS (29.412 mW to 400 W)
Setting range	30 V range	136 S to 0 S (7.3529 mW to OPEN)
	60 V range	34 S to 0 S (29.412 mW to OPEN)
Setting accuracy	± (0.5% of set* + 2 A)	*set = Vin/Rset

Constant Voltage (CV) mode		
Operating range	30 V range	3 V to 30 V
	60 V range	6 V to 60 V
Setting range	30 V range	3 V to 30 V
	60 V range	6 V to 60 V
Resolution	1 mV	
Setting accuracy	± (0.1% of set + 60 mV)	
Input current variation	12 mV	

Constant Power (CP) mode		
Operating range	0 W to 6000 W	
Setting range	0 W to 6300 W	
Resolution	0.1 W	
Setting accuracy	± (1% of set + 60 W)	

Voltmeter		
Display	0.000 V to 60.000 V	
Resolution	0.002 V	
Accuracy	± (0.1% of reading + 60 mV)	

Ammeter		
Display	0.00 A to 400.00 A	
Resolution	0.01 A	
Accuracy	± (0.3% of reading + 300 mA)	

Wattmeter		
Display	0.0 W to 6000.0 W	
Resolution	0.1 W	

Options

Description	Model name	Specification
Power cable	AC8-4P4M-M6C	3-phase, 4-core, 8mm ² -wide M6 cable
Parallel operation cable	PC01-PLZ-4W	Flat cable about 300 mm long
Rack mounting bracket	KRB4	EIA (inch)
	KRB200	JIS (millimeter)

Protection function	
DC side	Overvoltage protection (OVP), Overcurrent protection (OCP), Overpower protection (OPP), Overheat protection (OHP), Reverse connection protection (REV), Undervoltage protection (UVP)
AC side	Voltage range error (outside the 170 V-240 V range)
	Frequency range error (outside the 45 Hz-65 Hz range)
	Open phase (when one of the three phases is missing)

Soft start	
Operation mode	CC mode
Selectable time range	20 ms, 50ms, 100 ms, 200 ms
Time accuracy	± (30% of set + 100 Ws)

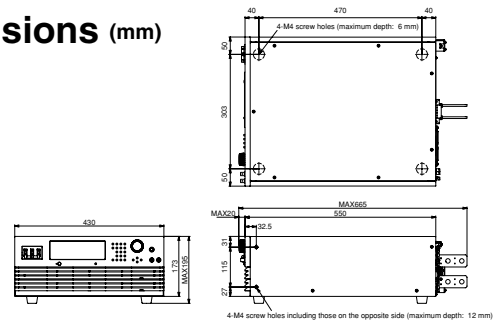
Remote sensing	
Compensation voltage	2 V for a single line (The sensing line is switched by a relay.)

Sequence function	
Operation mode	CC, CR, CV, CP
Maximum number of steps	256
Step execution time	10 ms to 999 h 59 min
Resolution	10 ms to 1 min

Other functions		
Elapsed time display	Measures the time from load on to load off. Can be set in the range of 1 s to 999 h 59 min 59 s or off.	
Auto load off timer	Automatically turns off the load after a specified time elapses. Can be set in the range of 1 s to 999 h 59 min 59 s or off.	
Communication interface	GPIB, RS-232C, and USB interfaces are equipped as standard.	
External controls (J1 connector on the rear panel)	External voltage (0 to 10 V): CC/CR/CP control	TTL level signal
	External voltage (0 to 10 V): CV control	
	External resistance (0 to 10 kW): CC/CR/CP control	
	External resistance (0 to 10 kW): CV control	
	LOAD ON/OFF	
	Range selection	
Mode selection		
Preset memory A/B/C		
Trigger input	Pause cancellation (TTL)	
Monitor signal output	V MON (voltage)	5 V f.s (30 V range) / 10 V f.s (60 V range)
	I MON (current)	10 V f.s (30 V range) / 5 V f.s (60 V range)
Status signal output	LOAD ON status	On when the load is on.
	ALARM status	On when an alarm processing is in progress.
	RANGE status	On when the 30 V range is selected.
Trigger signal output	TRIG OUT; BNC terminal on the front side (approx. 4.5 V, 1 ms wide)	

General specifications	
Input voltage range	AC180 V to 220 V (3-phase 3-wire)
Input frequency range	47 Hz to 63 Hz
Power consumption	200 VA (when no load is input)
Maximum regenerated power	5600 VA
Power regeneration efficiency	85% or more
Dimensions	Width: 430 mm (16.93") / Height: 173 mm (6.81") / Depth: 550 mm (21.65")
Weight	Approx. 43 kg (94.8 lbs.)
Accessories	Manual, DC input terminal covers, etc.


Dimensions (mm)




KIKUSUI ELECTRONICS CORPORATION

1-1-3, Higashiyamata, Tsuzuki-ku, Yokohama, 224-0023, Japan
Phone: (+81) 45-593-7570, Facsimile: (+81) 45-593-7571, www.kikusui.co.jp

KIKUSUI AMERICA, INC. 1-877-876-2807 www.kikusuiamerica.com

 2975 Bowers Avenue, Suite 307, Santa Clara, CA 95051
Phone: 408-980-9433 Facsimile: 408-980-9409

KIKUSUI TRADING (SHANGHAI) Co., Ltd. www.kikusui.cn

 Room 216, Building 4, No.641, Tianshan Road, Shanghai City, China
Phone: 021-5887-9067 Facsimile: 021-5887-9069

For our local sales distributors and representatives, please refer to "sales network" of our website.

■ Distributor:

■ All products contained in this catalogue are equipment and devices that are premised on use under the supervision of qualified personnel, and are not designed or produced for home-use or use by general consumers. ■ Specifications, design and so forth are subject to change without prior notice to improve the quality. ■ Product names and prices are subject to change and production may be discontinued when necessary. ■ Product names, company names and brand names contained in this catalogue represent the respective registered trade name or trade mark. ■ Colors, textures and so forth of photographs shown in this catalogue may differ from actual products due to a limited fidelity in printing. ■ Although every effort has been made to provide the information as accurate as possible for this catalogue, certain details have unavoidably been omitted due to limitations in space. ■ If you find any misprints or errors in this catalogue, it would be appreciated if you would inform us. ■ Please contact our distributors to confirm specifications, price, accessories or anything that may be unclear when placing an order or concluding a purchasing agreement.