


HIGH-POWER HORN ANTENNAS

POWERLOG[®]

SERIES

High gain and maximum power



Highlights:

- Optimal for EMC immunity testing with extremely high field strengths
- Exceptionally high power support
- Small in size and lightweight
- 10 years warranty



Gewerbegebiet Aaronia AG II, DE-54597 Strickscheid
Tel.: +49(0)6556-9019-355 Fax: +49(0)6556-93034
www.aaronia.com E-Mail: mail@aaronia.de



MADE IN GERMANY

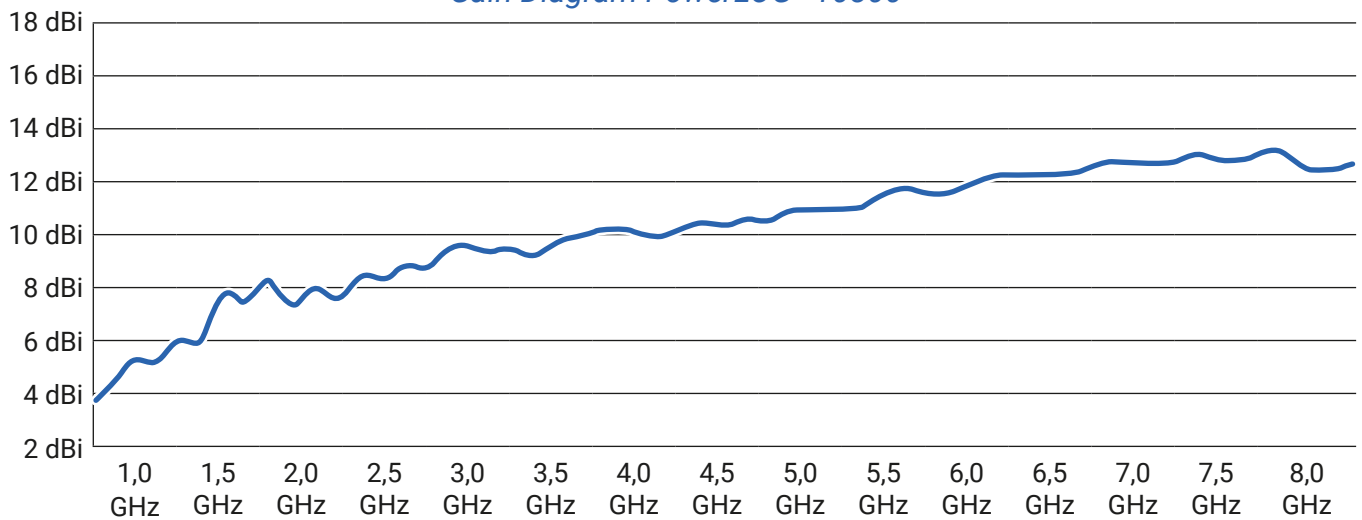
Specifications

PowerLOG® 10800

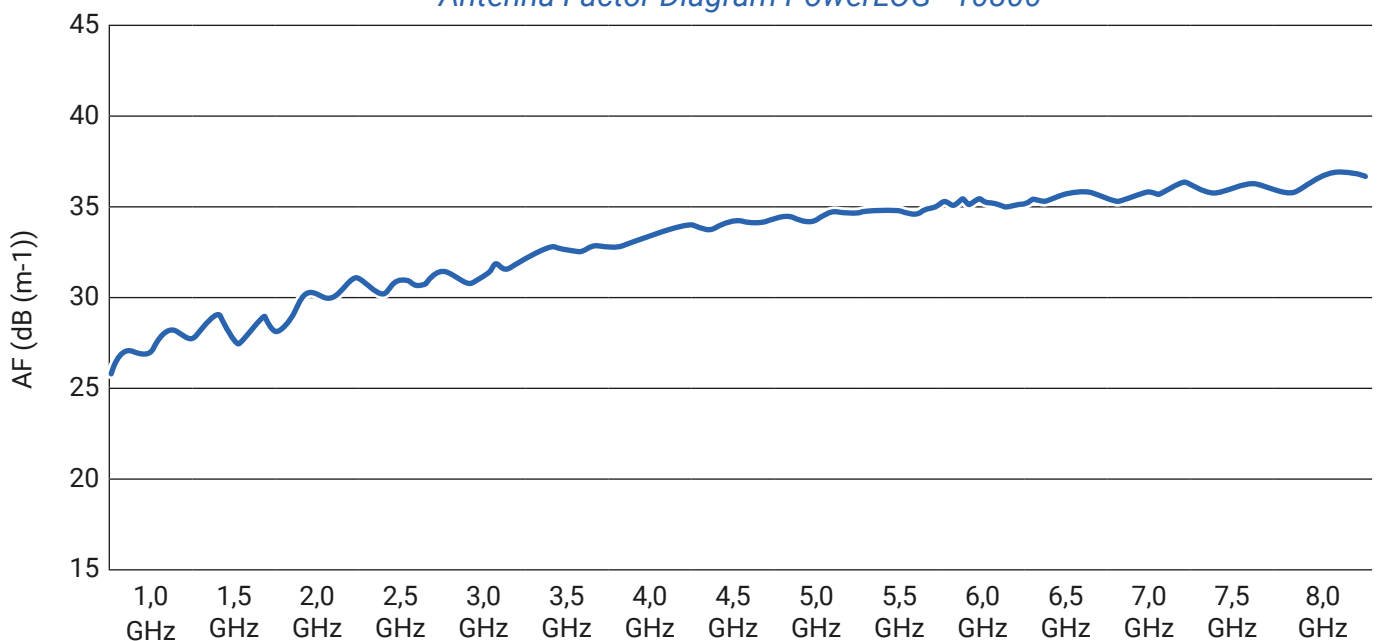
Dimensions [L x W x D]	235 x 252 x 175 mm	Nominal Impedance	50 Ohm
Weight	1400 g	VSWR (typ.)	< 2,5:1
Design	Dual-ridged horn	Max. Input Power	400 W (peak), 200 W (CW)
Gain	4 – 13 dBi	Temperature Range	- 40° C – 85° C
RF Connection	N (female)	Relative Humidity	0 % – 95 %
Frequency Range	1 GHz – 8 GHz	Warranty	10 years

Specific calibration data and mounting plate included

Gain Diagram PowerLOG® 10800



Antenna Factor Diagram PowerLOG® 10800



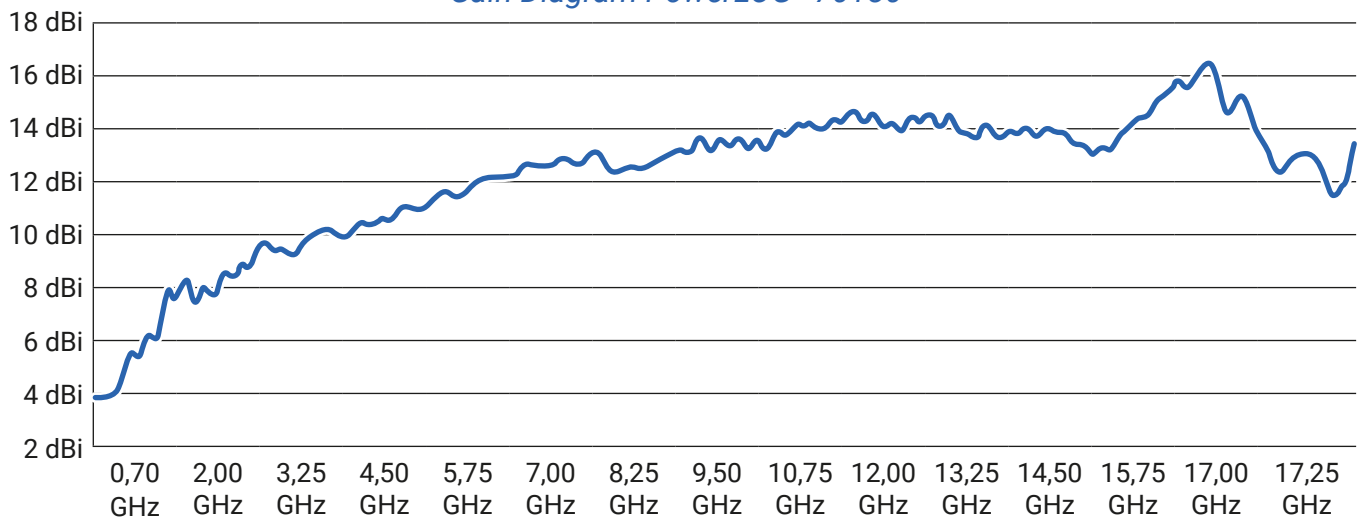
Specifications

PowerLOG® 70180

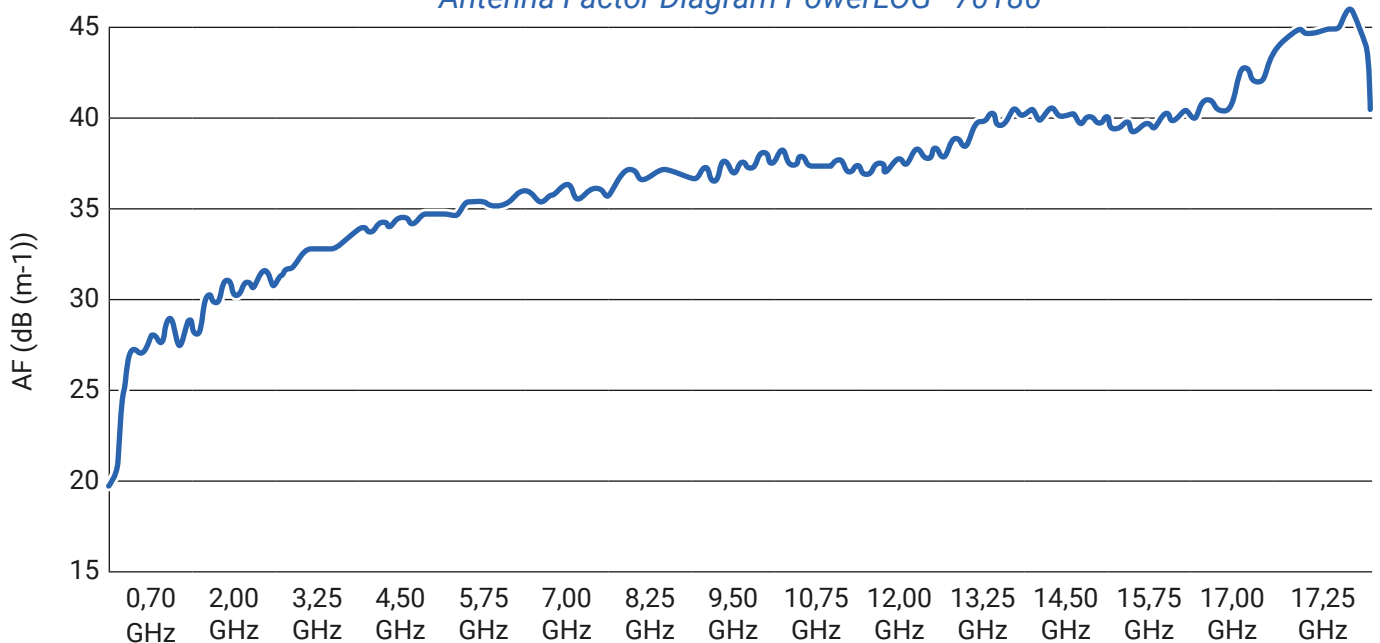
Dimensions [L x W x D]	235 x 252 x 175 mm	Nominal Impedance	50 Ohm
Weight	1400 g	VSWR (typ.)	< 3:1
Design	Dual-ridged horn	Max. Input Power	500 W (peak), 300 W (CW)
Gain	2 – 17 dBi	Temperature Range	- 40° C – 85° C
RF Connection	N (female)	Relative Humidity	0 % – 95 %
Frequency Range	700 MHz – 18 GHz	Warranty	10 years

Specific calibration data and mounting plate included

Gain Diagram PowerLOG® 70180



Antenna Factor Diagram PowerLOG® 70180



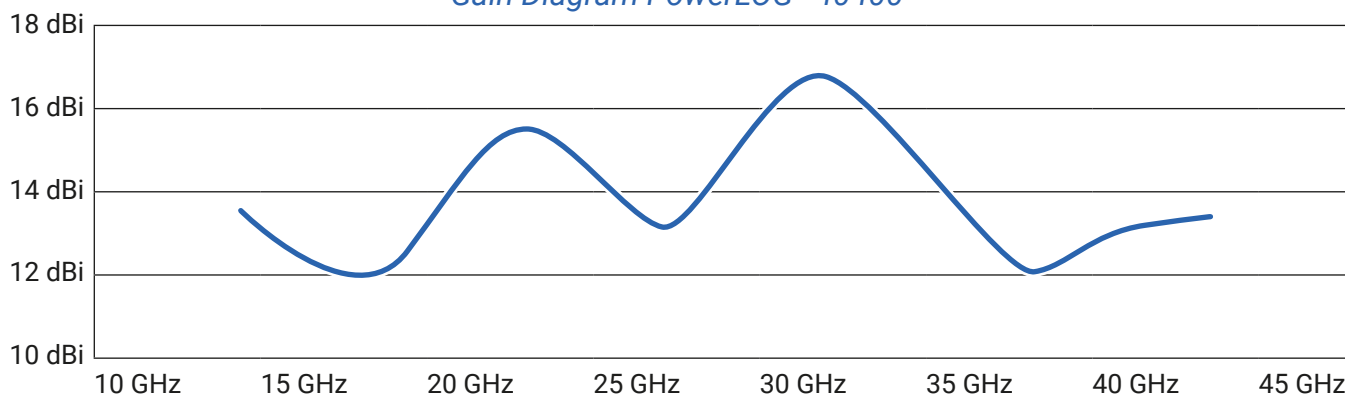
Specifications

PowerLOG® 40400

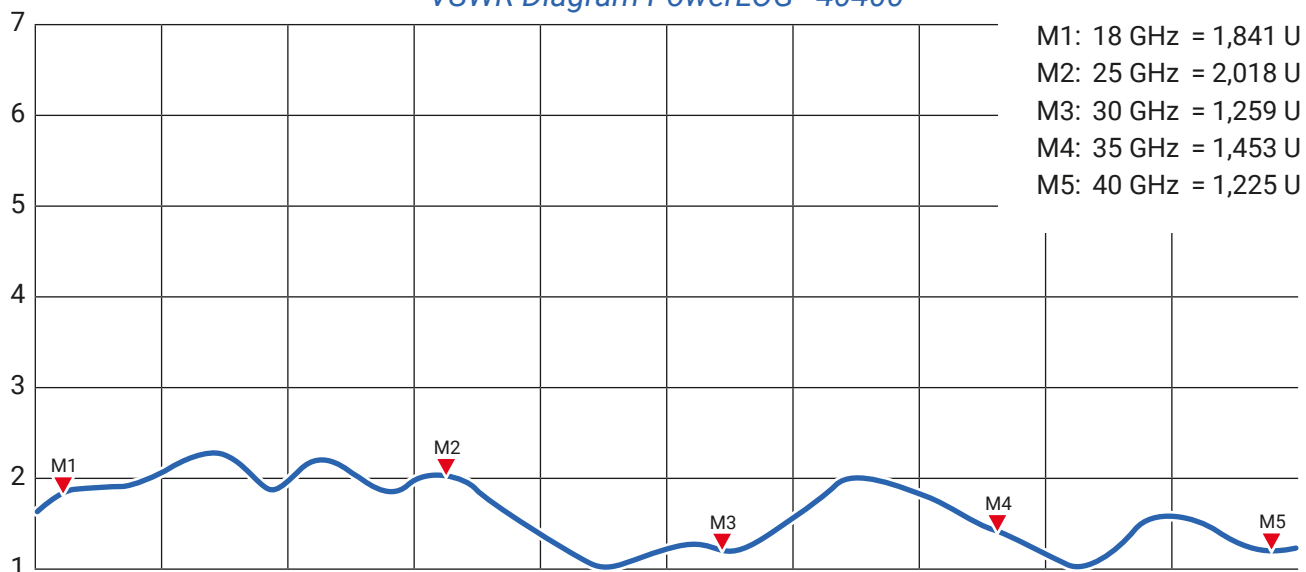
Dimensions [L x W x D]	74 x 55 x 38 mm	Nominal Impedance	50 Ohm
Weight	150 g	VSWR (typ.)	< 2:1 (within 18 to 40GHz)
Design	Dual-ridged horn	Max. Input Power	300 W (peak), 150 W (CW)
Gain	12 – 17 dBi	Temperature Range	- 10° C – 60° C
RF Connection	K (2,92 mm), female	Relative Humidity	5% – 80%
Antenna Factor	24 – 40 dB/m	Warranty	10 years
Frequency Range	4 GHz – 40 GHz <small>(usable & directional from up to 700 MHz, specific calibration data from up to 18 GHz)</small>	Beamwidth	Vertical: 16° Horizontal: 20°

Specific calibration data and mounting plate included

Gain Diagram PowerLOG® 40400



VSWR Diagram PowerLOG® 40400



Recommended Accessories

Heavy Tripod

(strongly recommended)

Highly recommended for our PowerLOG® antennas. Quick and easy antenna polarization change, guarantees perfectly stable antenna handling.

Order/Art.-No.: 284



1 m / 5 m / 10 m SMA Cable with Locking Nut

Same as above, but with an extremely practical locking nut for easy installation with no additional tools. All versions available as: SMA plug (male) / SMA plug (male) (requires SMA to N Adapter for connection to PowerLOG).

Order/Art.-No.: 771X (1 m), 772X (5 m), 773X (10 m)



1 m / 5 m / 10 m SMA Cable

High-quality special SMA cable, connecting test equipment to any PowerLOG® antenna. Customers can choose between three different cables:

- 1 m standard SMA cable (RG316U)
 - 5 m low-loss SMA cable (especially low damping)
 - 10 m low-loss SMA cable (especially low damping)
- All versions: SMA plug (male) / SMA plug (male)

Order/Art.-No.: 771 (1 m), 772 (5 m), 773 (10 m)

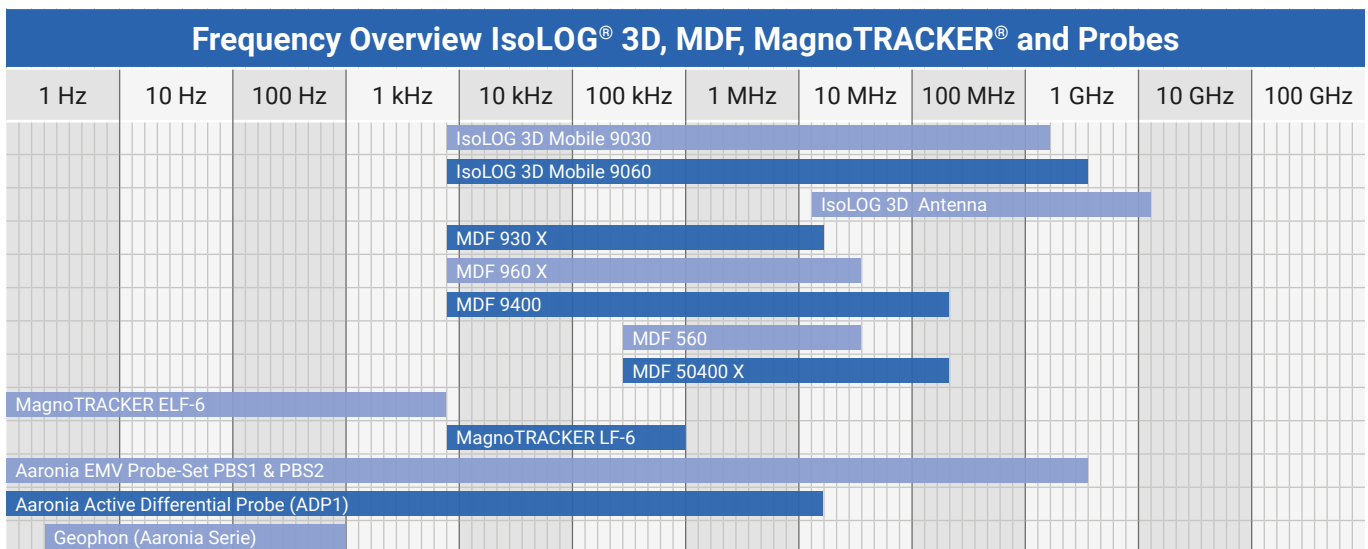
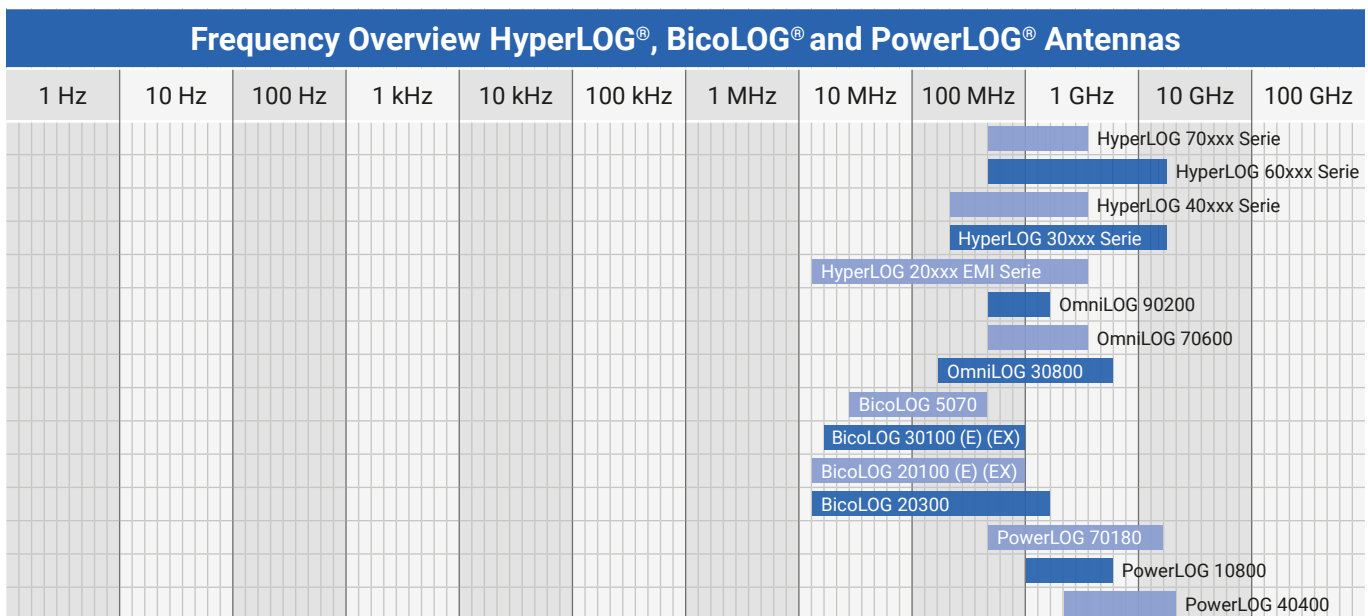
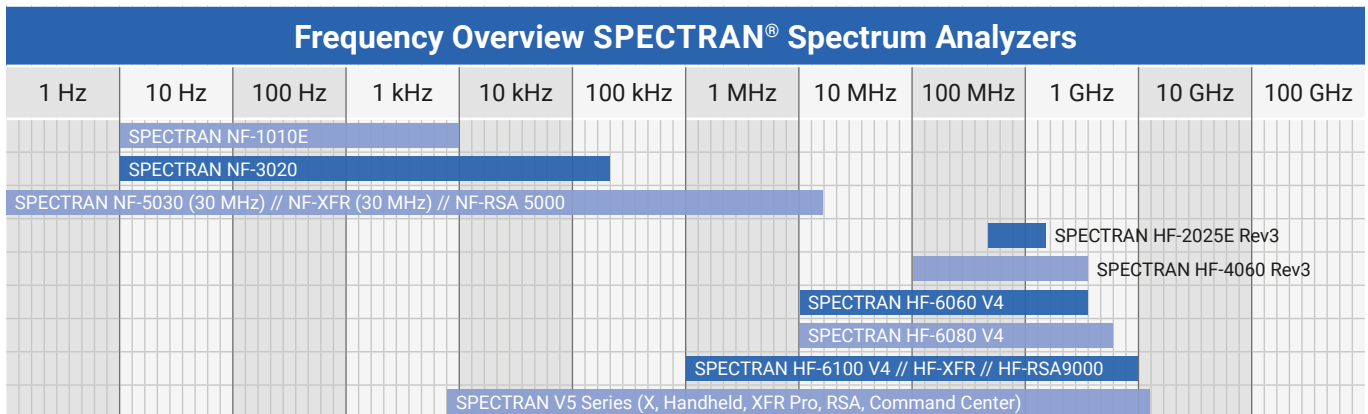


SMA to N Adapter

This special high-quality adapter allows for operating all PowerLOG® antennas with any standard spectrum analyzer equipped with an N connector. This adapter can be used with very high frequencies. Measuring just 30 x 20 mm in size, its nominal impedance is 50 Ohm. Layout: SMA socket (female) / N plug (male).

Order/Art.-No.: 770

Frequency Overviews



REFERENCES



Selected List of Aaronia Clients

Government, Military, Aero- and Astronautic

- **NATO**, Belgium
- **Department of Defense (DoD)**, USA
- **Department of Defence**, Australia
- **Airbus**, Germany
- **Boeing**, USA
- **German Armed Forces**, Germany
- **NASA**, USA
- **Lockheed Martin**, USA
- **Lufthansa**, Germany
- **German Aerospace Center (DLR)**, Germany
- **Eurocontrol**, Belgium
- **EADS**, Germany
- **Drug Enforcement Administration (DEA)**, USA
- **Federal Bureau of Investigation (FBI)**, USA
- **Federal Criminal Police Office (BKA)**, Germany
- **Federal Police**, Germany
- **Ministry of Defence**, Netherlands

Research/Development, Science and Universities

- **MIT - Physics Department**, USA
- **California State University**, USA
- **Indonesian Institute of Science (LIPI)**, Indonesia
- **Los Alamos National Laboratory (LANL)**, USA
- **University of Bahrain**, Bahrain
- **University of Florida**, USA
- **University of Victoria**, Canada
- **University of Newcastle**, United Kingdom
- **University of Durham**, United Kingdom
- **University Strasbourg**, France
- **University of Sydney**, Australia
- **University of Athen**, Greece
- **University of Munich**, Germany
- **Technical University of Hamburg**, Germany
- **Max-Planck Inst. for Radio Astronomy**, Germany
- **Max-Planck Inst. for Nuclear Physics**, Germany
- **Research Centre Karlsruhe**, Germany

Industry

- **IBM**, Switzerland
- **Intel**, Germany
- **Shell Oil Company**, USA
- **ATI**, USA
- **Microsoft**, USA
- **Motorola**, Brazil
- **Audi**, Germany
- **BMW**, Germany
- **Daimler**, Germany
- **Volkswagen**, Germany
- **BASF**, Germany
- **Siemens AG**, Germany
- **Rohde & Schwarz**, Germany
- **Infineon**, Austria
- **Philips**, Germany
- **ThyssenKrupp**, Germany
- **EnBW (Energie Baden-Württemberg)**, Germany
- **CNN**, USA
- **Duracell**, USA
- **German Telekom**, Germany
- **Bank of Canada**, Canada
- **NBC News**, USA
- **Sony**, Germany
- **Anritsu**, Germany
- **Hewlett-Packard**, Germany
- **Bosch**, Germany
- **Mercedes-Benz**, Austria
- **Osram**, Germany
- **DEKRA**, Germany
- **AMD**, Germany
- **Keysight**, China
- **Infineon Technologies**, Germany
- **Philips Semiconductors**, Germany
- **Hyundai Europe**, Germany
- **VIAVI**, Korea
- **Wilkinson Sword**, Germany
- **IBM Deutschland**, Germany
- **Nokia-Siemens Networks**, Germany



Aaronia AG, Gewerbegebiet Aaronia AG, DE-54597 Strickscheid, Germany
Phone: +49(0)6556-9019-355 | Fax: +49(0)6556-93034
Email: mail@aaronia.de | URL: www.aaronia.com